

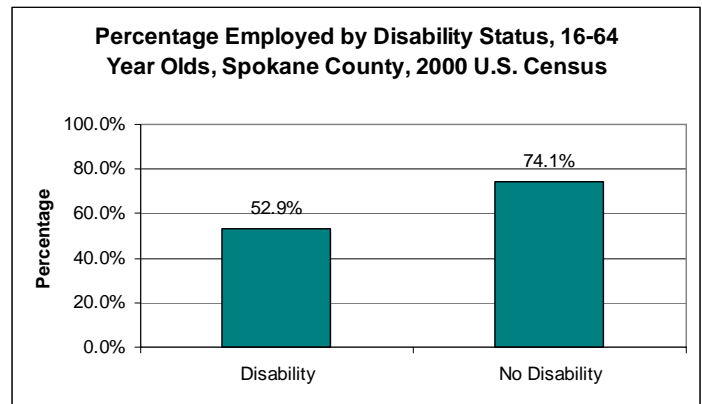
Individuals with Disabilities and Employment Figures

The chance of becoming disabled increases with age, but on average, between 18 and 64 years, you have a 17% risk of becoming disabled. Between the ages of 35 and 65, if you suffer a disability, it will last 3 months or longer. If a disability lasts longer than 3 months, the average duration is between 3 and 4 1/2 years with it lasting longer for those over 50.¹

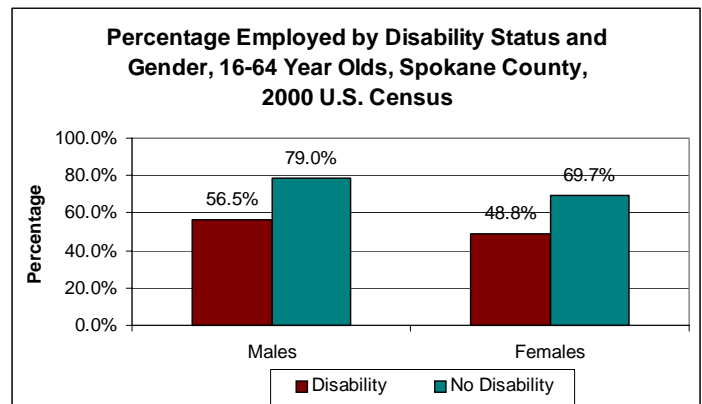
According to the 2000 U.S. Census in Spokane County:

- Out of 264,660 individuals of working age (16-64 years old), 17.9% or 47,404 have a disability status.²
- Many individuals with a disability status have more than one disability. On average, these 47,404 individuals have 1.9 disabilities each.²
- Spokane County's general population is 91.4% white with those disabled slightly less at 89.7%.²
- More males (53%) of working age are disabled than females (47%).²
- Of individuals of all ages with a disability, 65% are of working age.²
- Of all individuals of working age, 70% are employed. Of those employed, 13.5% are disabled.²
- The disabled (18-34 years of age) are less likely to be enrolled in school (21%) or have a college degree (12%) than individuals without a disability (30% and 21%).²
- The disabled are more likely to be living in poverty than those with no disability.²

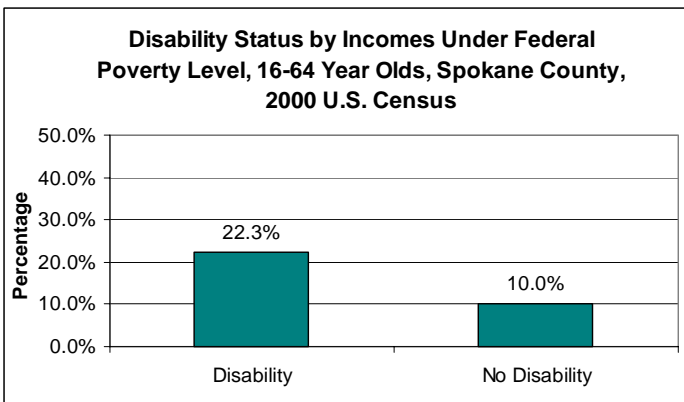
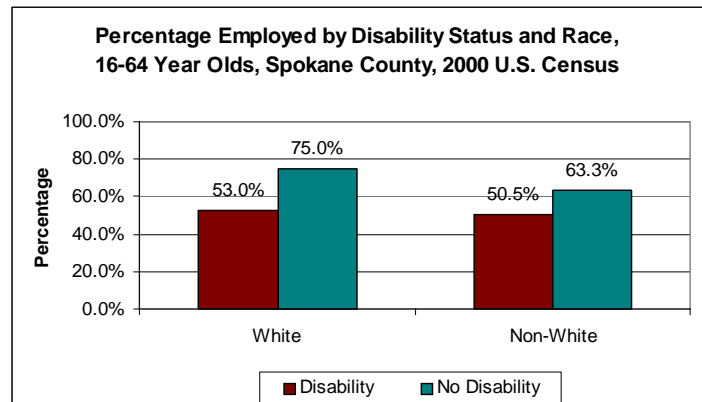
- Of those aged 16-64, people with disabilities are much less likely to be employed (either full-time or part-time) than people without disabilities.²



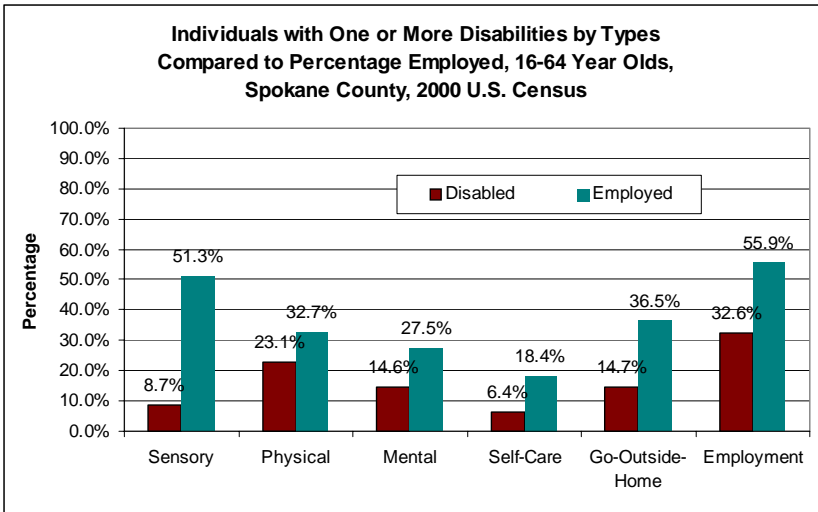
- Whether disabled or not, more males are employed than females.²



- Whether disabled or not, more whites are employed than non-whites.²



According to the Disability Awareness Surveillance and Health (DASH) Promotion survey in 1999, one of the 3 main reasons respondents gave that kept people from working was that:
*They felt employers were unwilling to believe they could work.*³



Individuals with sensory disabilities are employed more than those with physical, mental, or self-care disabilities and than those with disabilities that make it difficult to go outside of the home.²

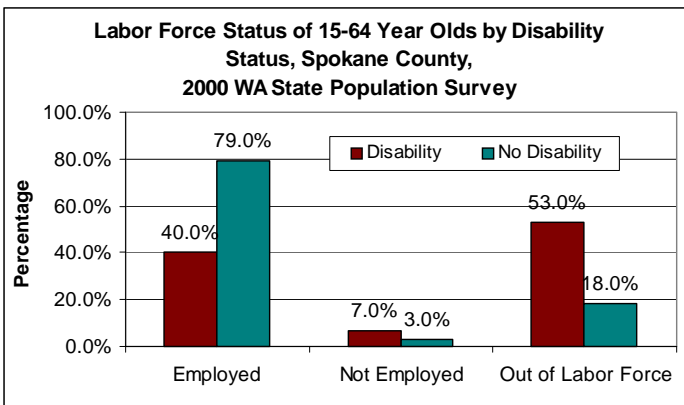
Individuals who have a condition that can make it difficult to work have an employment disability, but often are employable.²

Spokane County has 47,404 disabled individuals with 53% or 25,061 working. The remaining 22,343 are unemployed for a variety of reasons as given by the 2000 Washington State Population Survey.²

According to the 2000 Washington State Population Survey in Spokane County:

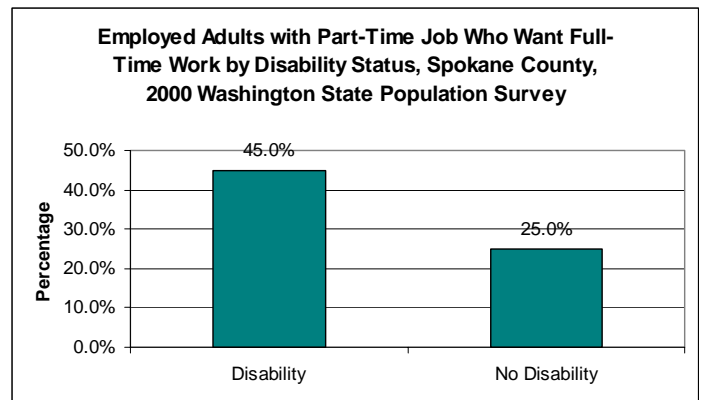
- The employment status of individuals with and without disability is similar in direction to the percentages taken from the 2000 U.S. Census.⁴ *See data note.
- 53% of individuals with disabilities are out of the labor force. Those individuals out of the labor force retired early, are unable to work, or are not looking for work. They do not show up in the unemployment rates.⁴

- Of those with a disability who can work, 31% or 8,467 did not work in the past week in a full- or part-time job.⁴
- Of those who had a disability present and the condition did not prevent them from working for pay and they did not have a job last week, the main reasons given were:
 - 32% or 2,731 In school
 - 21% or 1,748 Caring for family/house
 - 14% or 1,172 Retired early
 - 10% or 846 Disabled
 - 8% or 657 Didn't want to work
 - 8% or 640 Couldn't find work**
 - 5% or 448 Ill or pregnant
 - 3% or 225 Other⁴
- 45% of people with disabilities working part-time would have preferred to work full-time.⁴



*Data note: Due to limitations in the 2000 WA State Population Survey design, the 2000 U.S. Census is a more accurate source.

- Of those not employed, those with disability account for 4% more than those without disability.⁴
- 41% of individuals with some type of disability did not have a condition that prevented them from seeking any type of job. This is estimated at 17,297 individuals in the 16-64 year old range.⁴
- 65% or 27,092 respondents 16-64 years old said they can work for pay with their type(s) of disability.⁴



- When asked why they had to work part-time, almost a quarter said that they could only find part-time work.⁴

Sources:

¹Disability in Washington State, March 2001.

²2000 U.S. Census.

³Disability Awareness Surveillance and Health (DASH) Promotion, Disability Survey, Health Improvement Partnership, 1999.

⁴Washington State Population Survey, Office of Financial Management, 2000.

Assessment/Epidemiology Center
 1101 West College Avenue, Suite 360, Spokane, WA 99201
 Phone: (509) 323-2853 or TDD: (509) 324-1464
www.srhd.org