



healthy youth

COMMUNITY • EDUCATION • FAMILY

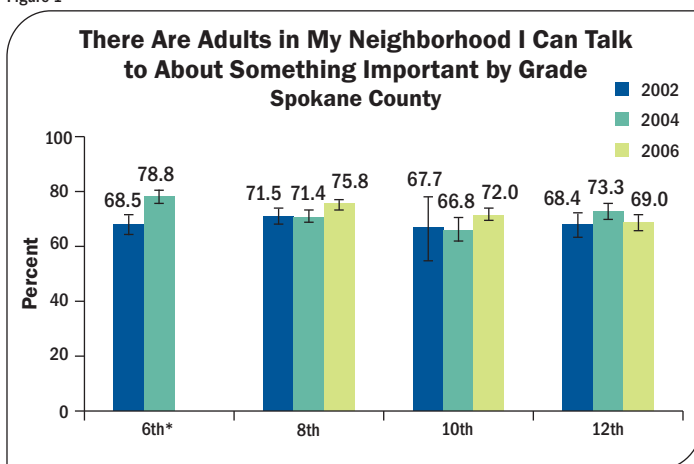
Information on school age youth was collected in 2006 using the Healthy Youth Survey. Youth in grades 6, 8, 10, and 12 in participating schools were eligible to complete the survey, but it was not mandatory for youth to participate. Input was provided by 13,255 students in Spokane County. The response rates among all grades were high enough that information is considered representative of Spokane County. Comparisons to 2002 and 2004 were made where appropriate.

COMMUNITY AND NEIGHBORHOOD

- The majority of students felt there were adults in their neighborhood they could talk to about something important, but the proportion decreased with grade.
 - Overall, a higher proportion responded positively in 2006 than 2004.
- Approximately one in three (31%) students was bothered or made uneasy by dogs, people, or both in their neighborhood when walking or bicycling.
 - There was no significant change from 2004.
- More than half of adolescents volunteered for community service in the last year.
 - 12th graders were significantly more likely to volunteer than other grades and 8th graders were significantly less likely to volunteer.

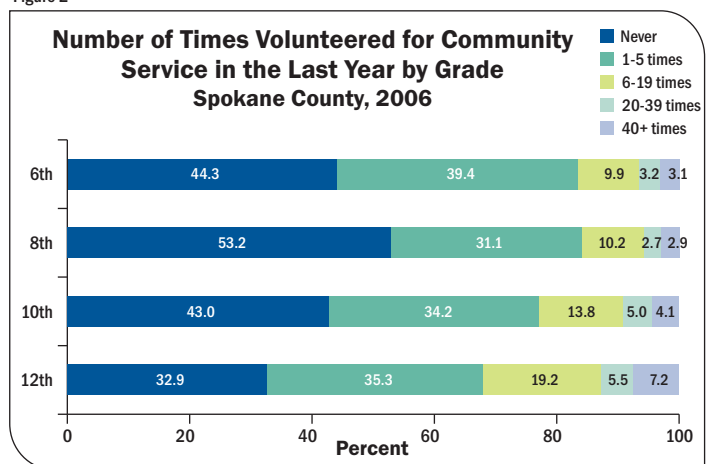


Figure 1



* This information was not collected for 6th graders in 2006.

Figure 2



EDUCATION

- Nine out of ten students expect to attain some education beyond high school. In 2006, there was a significant increase in 12th graders expecting to attain a 2-year degree and a significant decrease in 8th and 12th graders expecting to attain 4-year degrees.
- The proportion of students who enjoy being in school most or all of the time decreased significantly with grade level from 53% in 6th grade to 38% in 12th grade.
- The proportion of students that carried a weapon at school in the previous 30 days increased with grade level from 3% in 6th grade to 9% in 12th grade.
 - There was a significant increase in 8th and 10th graders and a significant decrease in 6th graders carrying a weapon compared to 2004.
- Most students feel safe at school (84%-90%).
- The proportion of students bullied in school in the last month decreased significantly with grade level.
 - Results from 2006 were similar to 2004 except there was a significant decrease in the proportion of 12th graders being bullied compared to 2004.
- Approximately nine out of ten students (91%) reported there are lots of chances for students in their school to get involved in sports, clubs, and other school activities outside of class.
 - 84% participated in one or more clubs, organizations, or activities at their school.
 - 10th and 12th graders participated in significantly more activities than 6th and 8th graders.



84%-90% of students feel safe at school.



Figure 3

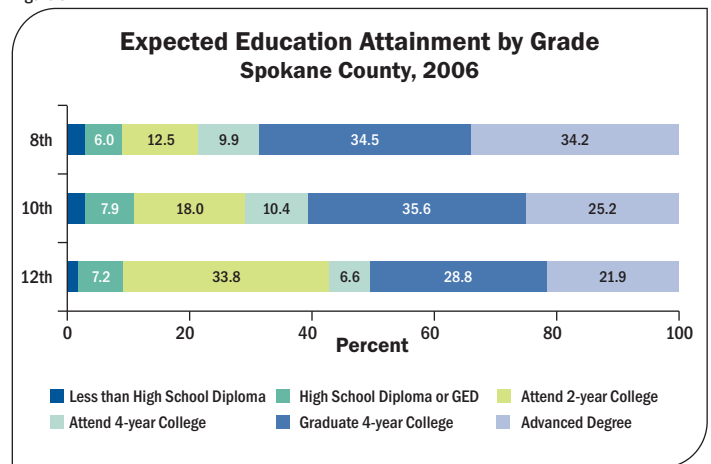


Figure 4

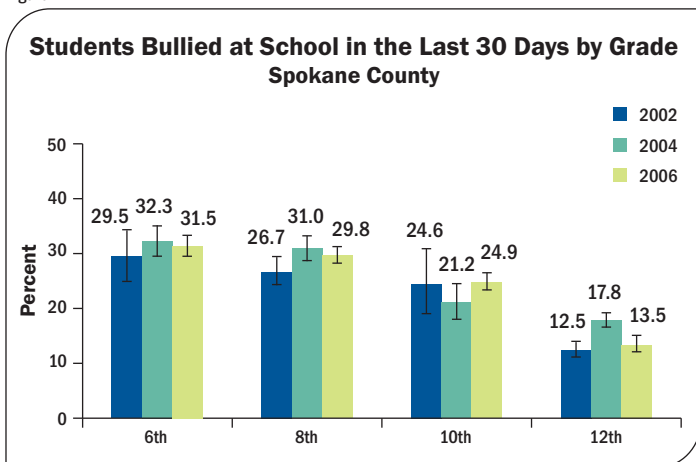
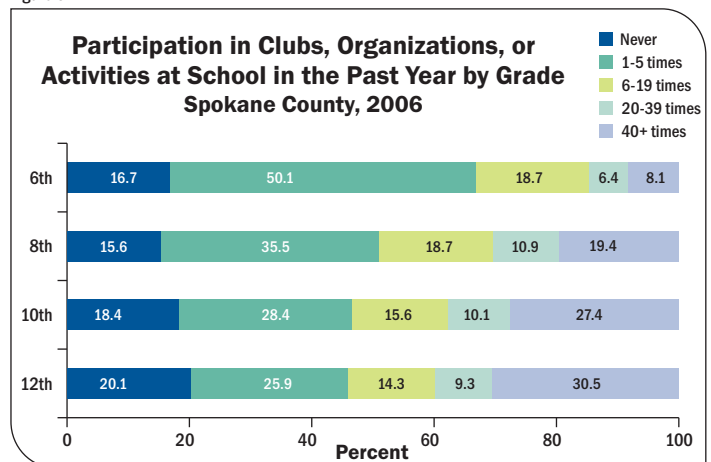


Figure 5



FAMILY

- Parents knowing where youth are and who youth were with when they were not at home decreased with grade level, 88% in 8th grade to 76% in 12th grade.
- Family rules were clear for the majority of students, but the proportion decreased with grade level, 88% in 8th grade to 81% in 12th grade.
 - Results from 2006 were similar to 2004 for the above family information.
- Most students felt they are getting along with their parents or guardians (71%-75%).
- The proportion of students who eat dinner with their families most or all of the time decreased significantly with increasing grade level, 75% in 6th grade to 48% in 12th grade. Results were similar for 2004 and 2006.



Most students felt they are getting along with their parents or guardians.

Figure 6

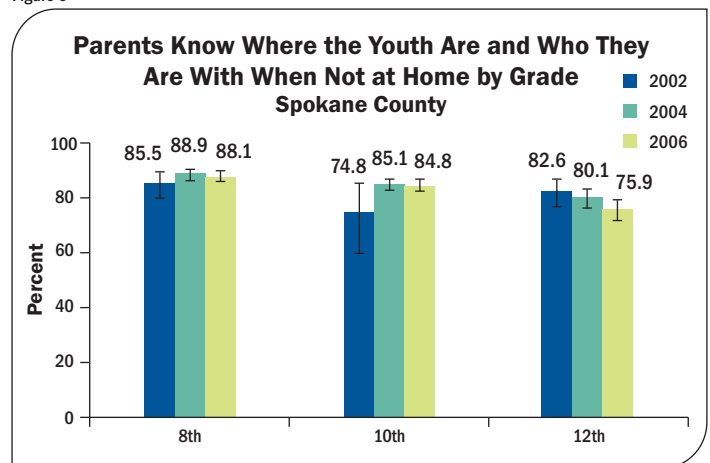


Figure 7

