

The Spokane Regional Health District
offers the following resources:

FREE PRINTED MATERIALS:

- ♦ **Booklet:** *Guidelines for Controlling Head Lice;* Information and resources, including "Setting Up A Lice Control Program/Policy"
- ♦ **Brochure:** *Head Lice: Examine, Treat, and Comb;* available in English, Spanish, Russian, Bosnian, Hmong, and Vietnamese
- ♦ **This Coloring Book:** *No More Lice;* available in English, Spanish, Russian, Bosnian, and Vietnamese

To order:

Call - (509) 324.1530, or

Email - nhawley@spokanecounty.org, or

Download and print from - www.srhd.org

VIDEO:

How to Comb Out Head Lice; 8-min. DVD, \$5 ea.

To order:

Call - (509) 324.1530, or

Email - nhawley@spokanecounty.org, or

View at - www.srhd.org

PHONE:

Recorded Health Information Line: (509) 323-2847

Illustrations by:
Mike Carroll

October 2009




1101 West College Avenue
Spokane, WA 99201-2095
TEL 509.324.1500 | TDD 509.324.1464
www.srhd.org

No More Lice!



A coloring book about lice
treatment & prevention.

Great Job!




No more lice!

Head Lice...



Children who bring lice to school can pass them to other kids.

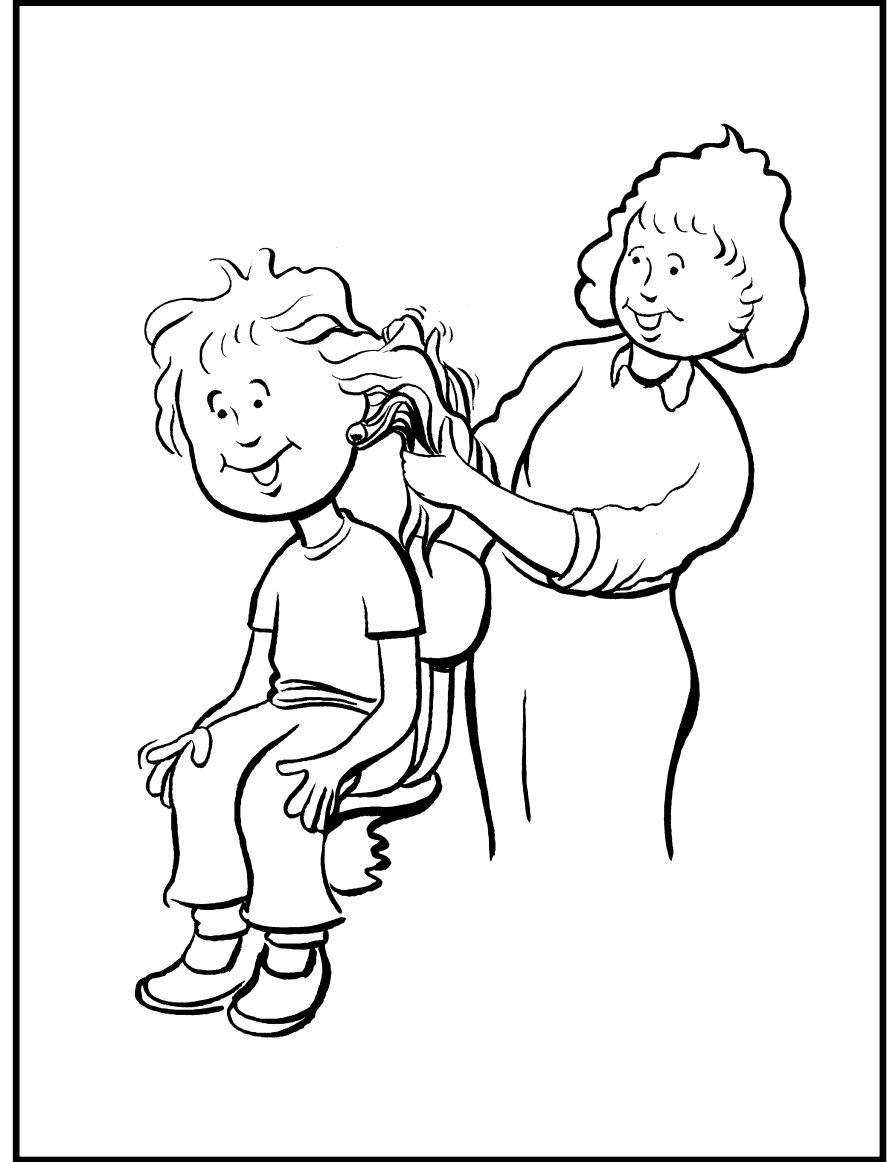
Getting them...



Lice can't fly or jump, but they crawl fast from one head to another.

2

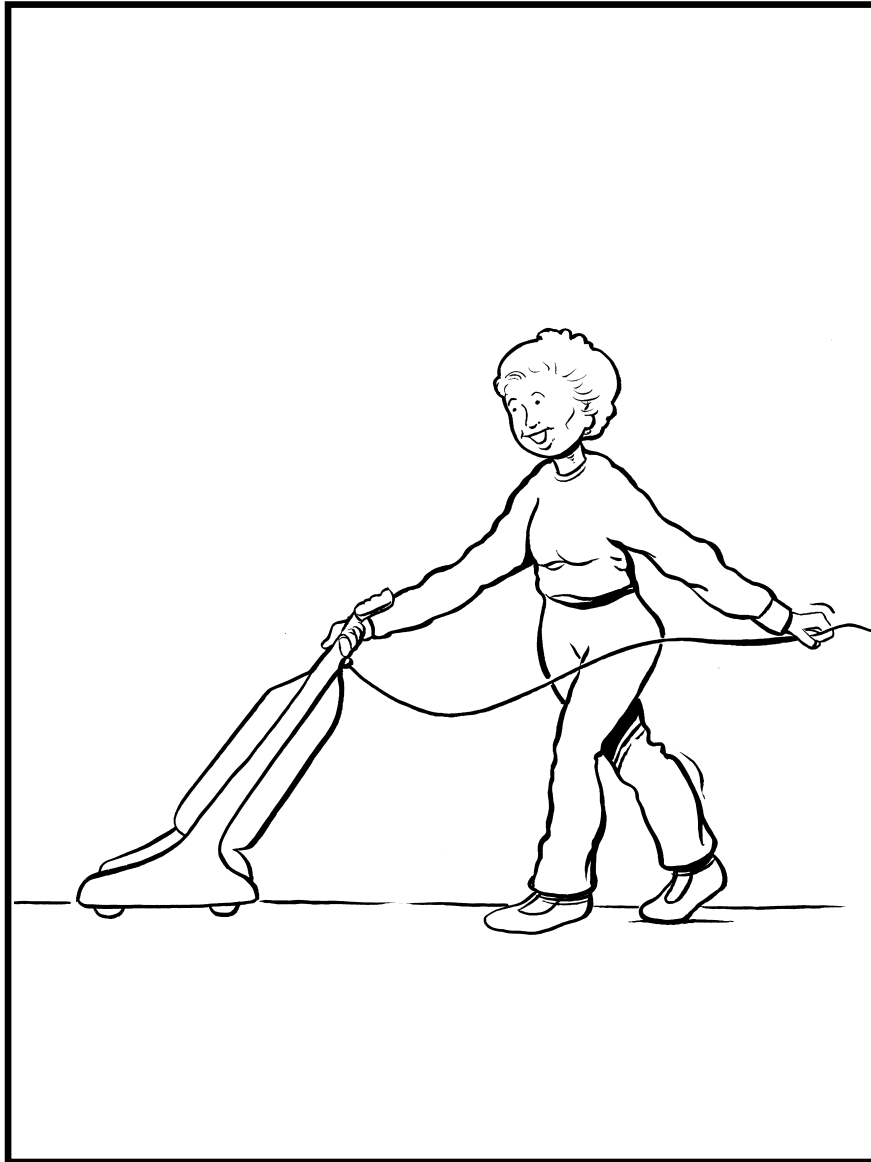
Making sure they're gone...



Keep checking everyone in the home for one week after the last egg was removed.

7


Keeping cleaning simple...



**Only regular house cleaning is needed.
Focus your energy on combing.**

6

Regular checking...



Parents should check their child's head for lice once a week.

3


Getting rid of them...



Lice shampoos and rinses can help.
Always follow the directions.

4

Spending time combing...



Use a special lice comb to remove every bug and egg. Combing is the most important step!

5