

Indirect Drainage

Two ways to install an indirect waste line.

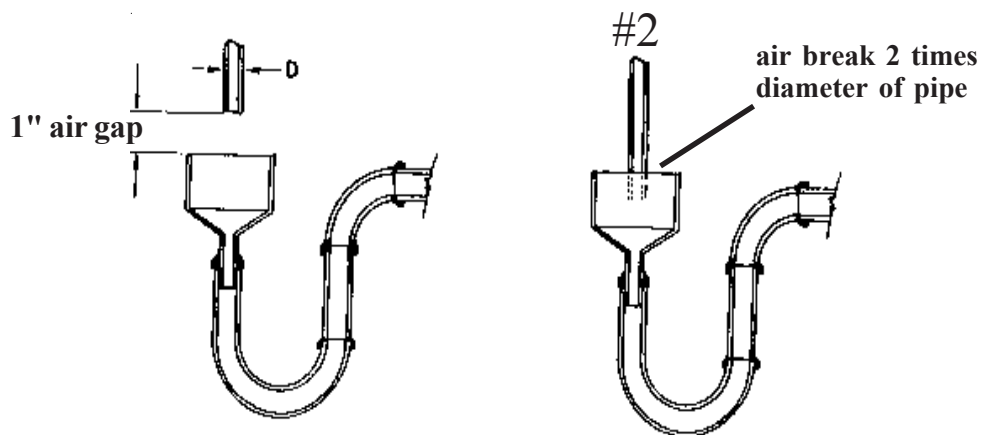
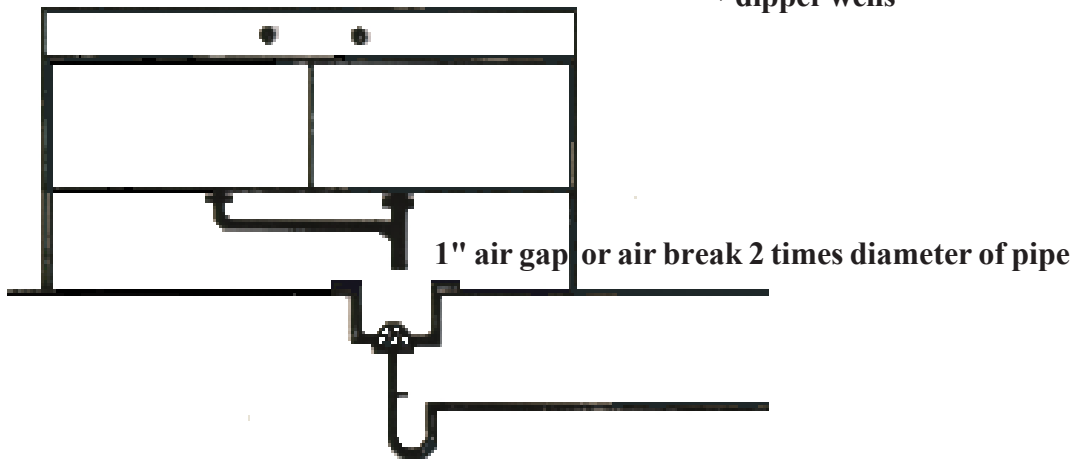
1. Drain into a floor sink

2. Modify the drain pipe under the sink to create an air gap

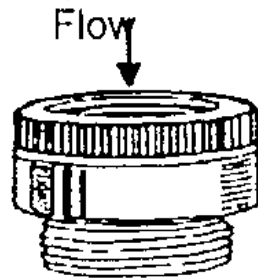
- ◆ modify the plumbing by cutting the pipe between the sink drain and the p-trap
- ◆ attach a funnel of approved plumbing material to the bottom of the pipe
- ◆ create an air gap two times the diameter of the pipe or a one-inch air gap with the pipe cut at an angle (see diagram #2).

The following must be indirectly drained:

- ◆ ice machines
- ◆ salad bars
- ◆ food preparation sinks
- ◆ mechanical dishwashers
- ◆ dipper wells

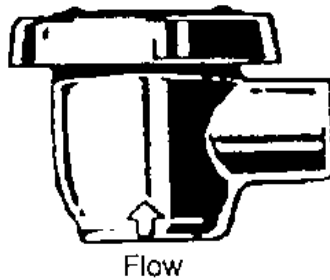


Mop sinks must have an approved backflow device.



Hose Bibb Vacuum Breaker

or



Atmospheric Vacuum Breaker