



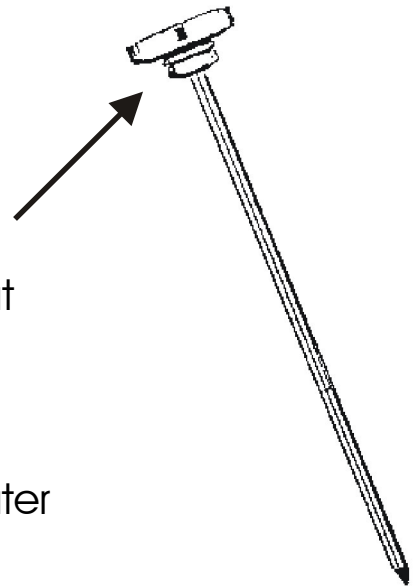
Use Your Thermometer

Calibrate (adjust) Your Thermometer

Place metal stem in a cup of ice,
add enough water to cover dimple,
and wait until needle stops moving.



If the needle does not read 32°F,
calibrate (adjust) by turning the nut
under the face of the dial to 32°F.



Check the thermometer in ice water
at least once a week.

Sanitize stem of thermometer between use.

A thermocouple or digital thermometer is
required for smaller pieces of food like
patties, wings, and drumsticks.



To calibrate digital thermometers and thermocouples,
follow manufacturers' instructions.



Public Health - Always working for a safer and healthier community